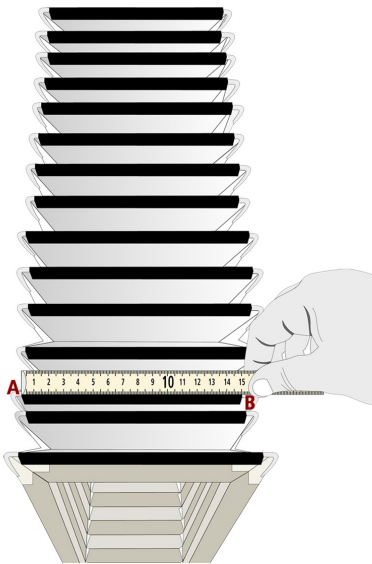


Introduction

Before we can make your bellows tape set, we need certain data from you. In order to correctly determine the exact lengths of your bellows tape, we provide you with these free of charge Instructions available. Which should lead you step by step to the right result.

Step 01:

Short bellows tape
Measure the length

**Step 02:**

Record the determined measurement on sticky notes

**Step 01:**

To determine your bellows trim strips lengths, you need a yardstick. Put this on now **Position A** (beginning bellows tape) to the end **Position B** (end bellows tape) on one any short bellows tape.

Now determine the short dimension (length) on the Millimeter precision.


Step 02:

Once you have determined the measure (length). Write this down on a notepad.

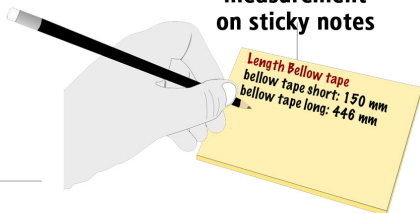
(In our example: Hohner Atlantic IV de Luxe)

Example: Bellows tape short = 150 mm

Step 03:
Long bellows tape
Measure the length



Step 04:
Record the determined
measurement
on sticky notes

**Step 03:**


Now place the yardstick again at **position A** (start Bellows edging strip) to **position B** (end bellows tape) to any long bellows tape.
Now determine the long dimension (length) on the Millimeter precision.

Step 04:


After you also the length of the long bellows Determined tape.
Write it down again on the notepad.

(In our example: Hohner Atlantic IV de Luxe)
Example: Bellows tape long = 446 mm

Step 05:
Bellows Fold
Determine number



Step 06:
Determined bellows fold
number up
Note the note



Step 05:

To see the exact number of meters of bellows we need the right one Bellows fold number. Now count the individual Bellows fold out your instrument bellows.

Including the (half) Bellows fold the on the frame (Bellows frame) ends.

Step 06:

Make a note of the counted bellows fold number again on your notepad.

(In our example: Hohner Atlantic IV de Luxe)

Example: Bellows Fold number = 18 pieces

Step 07: Enter determined data in order form

Data bellows tape:

Made of bellows tape
short side (mm):Enter the determined dimension of the **short** bellows
tape here.Made of bellows tape
long side (mm):Enter the determined dimension of the **long** bellows
tape here.

Bellows Fold Number:

Enter here the determined bellows fold number
Your bellows.**Step 08: Determination of bellows tape width, surface texture and color type**

Among other information, such as the instrument brand and the model name (optional), you must Select a bellows tape type. Depending on the instrument type, your bellows has **24 or 19 millimeter wide bellows taps**.

Please determine this with the yardstick. In addition to the length and the You just have to decide which **surface texture** (ribbed or grained) and which **color** you want new **bellows tape set** should have.

Step 09: Order processing & payment

After filling out all form fields, you can choose between **two** different payment methods.


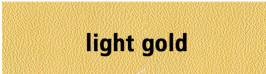









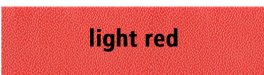

Bank transfer or **Pay Pal** (+3% Tax). In addition to the cost of your bellows taps (meters) we calculate **per cut** a surcharge of **9, - Euro** (including VAT).

- * Customers who have **chosen** the payment method **bank transfer**,
Please transfer the total amount to the specified bank account within your invoice.
- * Customers who have **chosen** the payment method **Pay Pal**, we will **send** after order confirmation,
a separate **Pay Pal payment request via email too**.
- **After receipt of payment**, we will **manufacture your goods** immediately and
send them to you within 5 days. (Longer delivery time abroad)
- * Customers who have booked our bellows trim strip cutting service
get **per Bellow tape set**, **1 tin calico glue (60 ml.) for free with it**.

Overview of color types ribbed bellows tape 24 mm or 19 mm

 old gold	 light gold	 black
 silver	 white	 dark blue
 light blue	 green	 dark red
 tan	 dark brown	 light red
 beige	 orange	 purple

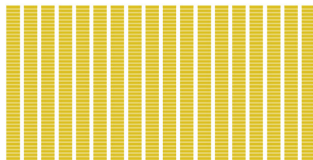
Overview of color types grained bellow tape 24 mm oder 19 mm

 old gold	 light gold	 black
 silver	 white	 dark blue
 light blue	 green	 dark red
 tan	 dark brown	 light red
 beige		


Overview Delivery:**In our example: Hohner Atlantic IV de Luxe****1 x bellow border tape set:****Color:** oldgold • **Type:** ribbed • **Width:** 24 mm36 Pieces: 150 mm x 24 mm (*short bellow tape*)36 Pieces: 480 mm x 24 mm (*long bellow tape*)

+ 1 tin calico glue 60 ml.


1 x short
bellows tape
for bellows top = 18 pieces



1 x short
bellows tape
for bellow down = 18 pieces



1 x long
bellows tape
for bellows rear = 18 pieces



1 x long
bellows tape
for bellows front = 18 pieces

